

Product Information



©1996, 7th Level, Inc. 7th Level is a registered trademark of 7th Level, Inc.
The trademark "Monty Python and the Holy Grail" is property of Python (Monty) Pictures Ltd. All rights reserved.
Original material ©1974 The National Film Trustee Company Ltd. Likenesses and art are used with permission.

Distributed by Take 2 Interactive Software Europe.
Hogarth House, 29-31 Sheet Street, Windsor, Berkshire SL4 1BY

Monty Python
the Quest for the
HOLY
GRAIL



Includes the Never Before Performed KING BRIAN THE WILD Scene!

BEST CD-ROM GAME OF 932 A.D.!

**Monty Python and the Quest
for the Holy Grail**



Monty Python the Quest for the HOLY GRAIL

A Personal Word from Eric Idle

Good evening. When Bob Ezrin at 7th Level asked me to introduce this CD-ROM, I said only two things. How much? And he, being a wily businessman, answered me directly, "Use as many words as you like, Mike." And I must say that's what I like about 7th Level. It's the little interpersonal links that make the difference between a happy company and a profitable one. For instance, the other day when they were unchaining me for breakfast, one of the warders gave me a friendly little kick in the teeth and said, "Urry up wiv that funny intro if you want dinner." Now wasn't that thoughtful? Not many other producers in Hollywood would spare a thought for the writers at the beginning of their work day, when they have so much to do, like booking lunch at the Ivy or worrying what kind of a massage to get. The other thing I really like about 7th Level is that they chained me to a radiator so I never have to be cold. Of course this is California and the summer temperature is around 110 degrees Fahrenheit, but when I think of all the other things I could be chained to I thank God that He was kind enough to let me be captured by such a nice bunch. Other Companies might have chained me to a toilet seat, or simply stuck me in the cellar, but no, I have my own radiator on which to notch out the days I have been here working

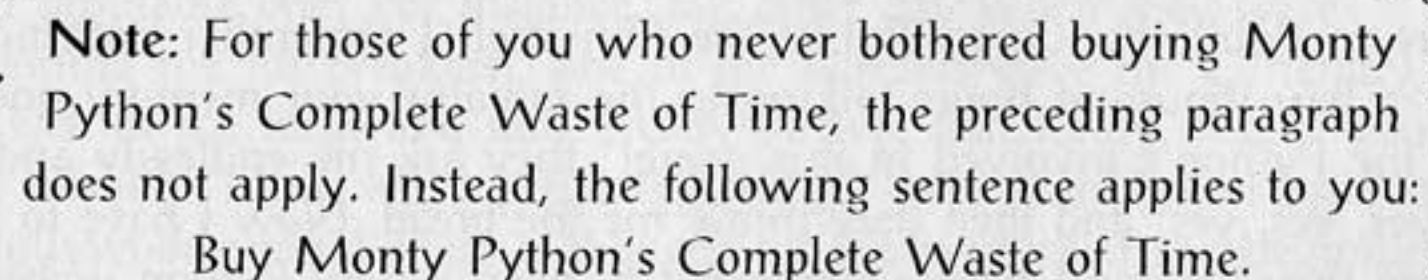
so happily for this splendid company. Every few hours they take me outside and "interview" me. Usually just when I have fallen asleep. I look forward to this enormously as not only does it stop the nightmares, but also it gives me a chance to praise this wonderful group of people and the tremendous "work" they do, and I only hope that the whole world lets them take over soon.

Well, I expect you will be wanting to get on with your new game. They assure me it is really wonderful and much better than the original movie. I don't remember very much about it anymore. I just remember John Cleese always fighting over the eyeliner, the way Terry Gilliam looked in a sheath dress, Michael Palin in the little rubber frock rubbing ointment on Terry Jones, and Graham playing the viola as he set fire to Public buildings. But of the film itself I remember nothing. After a few thousand hours talking to the radiator your memory goes. "Are the Python's involved in this game?" they ask me endlessly and I say "yes, yes, yes" and then they throw me the bread. Now I have to go because they tell me I have volunteered to open a new Python website to be called PythOnline, which is apparently very exciting and will help 7th Level further along on their goal towards total world domination. If you like, you can contact me there at www.pythonline.com. They have promised me a new radiator!



Introduction

You saw this coming, didn't you? You bought Monty Python's Complete Waste of Time™ and you said to yourself, since nobody else ever bothers to listen, "My goodness! This Monty Python game is phenomenal! I wonder if they'll ever make another one!" Ever since then you've been lurking in the store, sleeping in your street clothes, surviving on bits of candy and chewing gum discarded by careless children while you wait for the game to arrive. Well, here it is. In our shameless pursuit of easy money and our desire to retire at an early age, we have come up with yet another Python game: Monty Python and the Quest for the Holy Grail™.



Note: For those of you who never bothered buying Monty Python's Complete Waste of Time, the preceding paragraph does not apply. Instead, the following sentence applies to you:
Buy Monty Python's Complete Waste of Time.

Now, finally, comes your chance to do what you've been wanting to do for centuries: **FIND THE HOLY GRAIL!** (The Grail is a very special, historically significant, cup-relic-thing. And it's your job to get it.) Of course, we wouldn't send you out looking for it all alone. You'll be riding with Arthur, King of the Britons, Lancelot the Brave, Galahad the Pure, Bedevere the Wise, and Robin the Not-Quite-So-Brave-Or-Pure-Or-Wise-

As-The-Others. Based on the wildly popular movie Love Story (released in certain regions under the titles E.T. and Monty Python and the Holy Grail), Monty Python and The Quest for the Holy Grail contains all of the film's most popular scenes as well as new dialogue, new artwork, and the never-before-released "King Brian the Wild" scene, which didn't quite get put into the movie—for what reason, no one will say.

So put on your armour, grab your coconuts (I said YOUR coconuts), and join King Arthur and his knights of the Round Table on a breathtaking quest through medieval Britain!

Minimum System Configuration

For optimal performance in your quest for the Holy Grail, you should have at least the following system configuration:

- 486 33 MHz or greater IBM-compatible computer (a 486 66 MHz is recommended)
- 8 MB of RAM
- 256 colour display or better
- Microsoft-compatible mouse or other pointing device
- Double-speed CD-ROM drive
- Sound card and amplified speakers or headphones
- Windows 95 or Windows 3.1 (or higher), and DOS 3.3 or higher

For optimal digestion, you should have at least the following system configuration:

- Mouth, esophagus, stomach, liver, small intestine, and large intestine
- Bladder
- Two kidneys (second one optional)

Technical Support

If you have difficulty installing or running Monty Python and the Quest for the Holy Grail, it troubles us deeply, but please keep in mind that we are terribly busy dealing with our own problems. So we'd really appreciate it if you would read the Troubleshooting section before you call us. By checking the few items listed, you may be able to solve any difficulties you are having and embark on your quest for the Grail without ever having to bother us.

If you try that and you're still having trouble, then go ahead and call our technical support staff at +44(0) 1753 868655. Let the phone ring a good, long time because they may be watching the telly. If they do eventually answer the phone, then ask them your questions. They've read a pamphlet on courtesy, and they know all sorts of useful things about swallows and catapults and computers. If they start taunting you, it will probably be because you haven't read the Troubleshooting section first. To save the hassle you can fax us on +44(0) 1753 851484 or send an e-mail to tech.support@take2europe.com



They are there to help you Monday through Friday from 9.30 a.m. to 5.00 p.m. provided they aren't somewhere else, like lunch which they have from 1.00 pm until 2.00 pm.

We have also made it possible for you to reach us on the World Wide Web at www.take2europe.com. You can download the latest technical support information and demos of current and coming products.

Installation

Before you begin your quest, there's the little matter of installing the game, and this is where we tell you how to do it. First, how would you like to install the game: as a CD installation or a full hard disk installation? Think very carefully; if you get this wrong, you will lose all the points you've accumulated thus far.

If you use the CD installation, you will always need to have the CD in the drive to run the program. This installation requires approximately 400K of free hard disk space. If you use the full hard disk installation, the entire program will be copied to your hard drive and you won't need to have the CD in the drive to run the program, plus it will tend to run a bit faster. This installation requires approximately 400 MB of free hard disk space.

Note: The hard disk is a very technical piece of equipment that is used by the computer industry for doing things that other things cannot do. Never attempt to use your hard disk in a gravity field of less than -275.89 hectoids.

If you are using Windows 95 and have not disabled the Autoplay feature, Windows 95 will automatically start the setup program for you. If, on the other hand, you have disabled the Autoplay feature, be sure to use the enclosed trained monkey to start the setup program for you.

To install Monty Python and The Quest for the Holy Grail:

1. Start Windows.
2. Put the Monty Python and the Quest for the Holy Grail CD-ROM into the CD-ROM drive.
3. In Windows 95, select Run from the Start menu. In Windows 3.1, open the Program Manager, and select Run from the File menu.
4. Type **d:\setup** in the Command Line and press **Enter**. (If necessary, replace **d:** with the letter that represents your CD-ROM drive.)



5. Select the installation you prefer: CD or full hard disk, then click Next.
6. The installation program gives you the option to install the program to a 7th Level program group, or you can choose another group.

Just remember: If, during the installation process, you ever decide to stop before you're finished, your installation will stop and will not finish. To begin the installation all over again, you must begin the installation all over again. Then, as before, if, during the installation process, you decide to stop before you're finished, your installation will stop and will not finish. However, installation may be begun all over again, just as long as you begin the installation all over again.

Sound

During installation, you also will have the opportunity to test your MIDI settings for sound. Monty Python and The Quest for the Holy Grail was orchestrated with full, rich music and some truly innovative sound effects such as farting Frenchmen, vapid virgins, and catapulted cows. Although some of the song lyrics may be of questionable taste, you'll definitely want to hear them and perhaps even sing along. We recommend that you test your MIDI settings at installation to make sure that you are experiencing the full depth of the sound. If you do not hear all of the music or sounds, please check the Troubleshooting section for instructions on adjusting your MIDI settings.

Note: When it comes to sound, courtesy counts. Do not play this game with the sound too loud. If your neighbours complain that the sound is

too loud, it's probably a good idea to turn down the volume because they otherwise might beat you.

Starting Monty Python and The Quest for the Holy Grail

Right, then. This is it. Everything is installed and ready. Coconuts in hand. (I said COCONUTS.) But wait! You are forbidden to proceed until you read the following:

- If you used the CD-ROM installation, make sure the CD is in the CD drive.
- If you are using Windows 3.x, start Monty Python and The Quest for the Holy Grail by double clicking on the Holy Grail icon from the Program Manager.
- If you are using Windows 95 and Autoplay is enabled, put the CD in the CD-ROM drive, and the program will start automatically. Otherwise, click the Start button and select Programs, 7th Level, and Holy Grail.



- **IMPORTANT: DO NOT START THIS PROGRAM WITHOUT A COMPUTER! STARTING THIS PROGRAM WITHOUT A COMPUTER COULD RESULT IN SERIOUS INJURY! SEE THIS SENTENCE IN THE INSTRUCTIONS MANUAL FOR FURTHER REFERENCES TO THIS WARNING!**

The Quest

Your quest, should you decide to pursue it, is for the Holy Grail. This quest should not be taken lightly, as it is very, very dangerous. You will be ruthlessly ravaged by the Bubonic Plague and suffer the barbaric barbs of the Black Knight. You will have to rapidly rely on your wily wits to determine which witch is a witch and to banter banally with taunting, testy Frenchmen who have outrageous accents. You will be beguiled and bedazzled by the voluptuous virgins of Castle Anthrax and very nearly annihilated by the Knights Who Say Ni. And yes, you will get to hurl the hefty Holy Hand Grenade. Of course, there are all sorts of miscellaneous creepy creatures and massive monsters and Bridges of Death and things of that sort. Along the way you will collect clues and coconuts and all manner of trivial tidbits, some of which will actually help you find the elusive Grail. Of course, we could tell you more, but what sort of pathetic Python pawns would we be then?.....or is it, prawns?

Note: We apologise for the excessive word-play and alliteration in the preceding paragraph. The writer responsible has been sacked.

Please take a big, black marking pen and cross out the entire paragraph. Then cut it out with a pair of scissors. Then burn it. These ashes are full of nutrients and will make an excellent mulch for your flower garden.

The Knightly Games

There are five arcade-style games that you will encounter on your quest for the Holy Grail. You should play these games because they are extremely entertaining, entirely original, bear no resemblance to anything not worthwhile, and they might just offer you some information that could actually help you find the Grail.



Drop Dead

The bad news is that you don't get to kill anybody in this game. The good news is that the Bubonic Plague has killed plenty of people for you, and it's up to you to find a place to put them! Pile them in the pit as fast as you can, but be sure to pack them tightly without any spaces; you wouldn't want anyone to escape who isn't quite yet dead. When a row of bodies lines up perfectly, they decompose, making room for more. Work quickly; if the bodies overflow the pit, you lose.



Use the **Left** and **Right Arrow** keys on the keyboard to move the bodies, the **Up Arrow** to rotate the bodies clockwise, and the **Down Arrow** to drop the bodies into place. (Using the **Down Arrow** accelerates the drop to the bottom; the bodies do not immediately drop to the bottom.)

For added pleasure: Make machine-gun noises with your mouth and pretend to shoot the bodies as they're falling!

Knights in Kombat

You need to cross a stream to continue your quest for the Holy Grail, but the Black Knight, a nasty, mean, lonely fellow, will not let you pass. Playing as Arthur, King of the Britons, defeater of the Saxons, and sovereign of all England, your only hope is to engage in mortal combat, defeat the enemy, save your reputation as Arthur, King of the Britons, defeater of the Saxons, and sovereign of all England, and continue your quest for the Holy Grail.

You actually have the option of playing this game as Arthur, King of the Britons, defeater of the Saxons, and sovereign of all England, or as the Black Knight, a nasty, mean, lonely fellow.

If you play as Arthur, King of the Britons, defeater of the Saxons, and sovereign of all England, click the mouse button to strike that nasty Knight. If you play as the Black Knight, a nasty, mean, lonely fellow, use the keyboard to fight your opponent. Use the **Left** and **Right Arrows** to turn left and right. Press the **Z** key to swing the sword with your left arm, and press the **X** key to swing the sword with your right arm. That is, if you still have an arm.

For added pleasure: Scream expletives at your computer, and see if anyone notices.

Burn Them! Burn Them! Burn! Burn! Burn!

Four witches have been gathered by the villagers and they are now being burned at the stake. Your actions will



either save them or doom them. Which will it be? So much responsibility. So much fun!

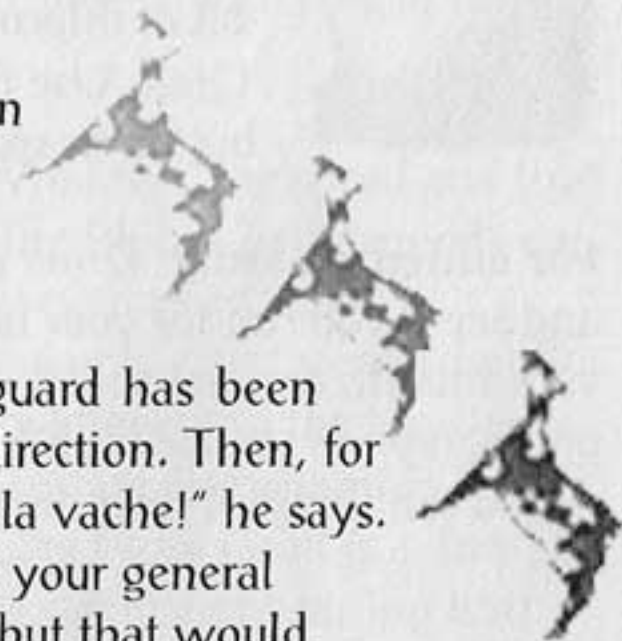

Play this game by mimicking the pattern of flames established by the computer. Move the cursor using the mouse and click on the appropriate witch. On the keyboard 1 is Witch One, 2 is Witch Two, 3 is Witch Three, and 4 is Witch Four. (Witch One is on the left, and Witch Four is on the right.)

For added pleasure: Scribble on your computer screen with flaming red, yellow and orange crayon and watch the action come to life!!!

Catch the Cow

You're at Castle Loimbard, where the French guard has been taunting you and hurling insults in your general direction. Then, for no apparent reason, he turns to a cohort. "Fetchez la vache!" he says. What's this? Zut alors! Now he's hurling cows in your general direction. What are you to do? We could tell you but that would spoil the fun. A little hint: you can click on a knight to turn him 90 degrees to the right.

For added pleasure: Milk your pet. Take photos. Hang the photos next to your computer. Look at them while you play this game. Enjoy!



Spank the Virgin

Good Lord! Is that the Grail shining over the Castle Anthrax? Oh, would that it were. But alas, it is just Zoot naughtily setting alight the castle beacon, which happens to be grail-shaped. Zoot knows she should be punished. Zoot is begging to be punished. In fact, all of the young virgins at Castle Anthrax need punishing. Before you actually get to the bottom of the whole quest thing, take a few moments to help Sir Galahad spank the virgins. Keep in mind that Sir Galahad the Pure may not know a virgin bum from a non-



virgin bum. You'll have to help him to discriminate. And if you spank the virgins exceedingly well, you may get a juicy bit of information that will help you in your quest for the Grail. Use the mouse to move the cursor and click the mouse button to spank a virgin.

For added pleasure: Drink a big glass of grape juice while playing this game and see if you can tilt your head back horizontally, trapping the glass around your mouth, and not spill a drop while you play this game. Be sure to take a photograph of yourself while doing this and put it up next to your computer so you can watch it next time you do this while playing this game. Super!



Troubleshooting

All right, so your computer is causing problems. It's always the bloody technology isn't it? Sir Lancelot, in his idiom, would simply hack the thing to pieces with his battle axe. As attractive as that solution sounds, it really isn't very practical. So read through the following common afflictions, and see if you can fix the problem without resorting to violence. If you still have problems, try one more thing before you pick up your battle axe. Call us and we will help you.

Problem: Monty Python and The Quest for the Holy Grail seems to run slowly.

Solution: As with any program running under Windows, the speed and the smoothness of Monty Python and The Quest for the Holy Grail depends on the speed of the hardware on which it is running. Several hardware configurations affect performance: the amount of memory and the speed of the video card, the processor type, the amount of real memory, and the transfer rate of the CD-ROM drive. While the minimum system configuration required to run Monty Python and The Quest for the Holy Grail is a 486 33 MHz computer with 8 MB of RAM, a video card capable of running 256 colours and a double-speed CD-ROM drive, the recommended system configuration is a 486 66 MHz computer with 16 MB of RAM. You may be able to improve the performance of the game by upgrading one or all of these elements of your system.

If you are running on a computer with the minimum system requirements, here are some things you can do to try to increase your system's performance:

Make sure you have a permanent swap file of at least 5 MB set up in Windows 3.1. (If you have Windows 95, you can choose to let it manage your virtual memory for you.) Also, do a full hard disk installation if you have the space available.

Problem: My head hurts.

Solution: This could indicate any number of problems. Ignore it for now and keep playing.

Problem: When I try to run Monty Python and The Quest for the Holy Grail, I get a "Not enough memory" message.

Solution: On an 8 MB system, Monty Python and The Quest for the Holy Grail requires 5 MB or more of virtual memory. For instructions on setting virtual memory, please consult your Windows documentation. Make sure that there are no other applications open while trying to run the program. Also, check your CD to make sure it is clean and free of any scratches, smudges, or fingerprints.



Problem: The program does not display properly.

Solution: Make sure you have a video card running in 640x480 or 800x600 mode with 256 colours. Also make sure that you have the proper display driver installed. A display with more colours or running at a higher resolution will also work with Monty Python and The Quest for the Holy Grail.

Problem: MY COMPUTER IS COVERED WITH INSECTS!!!

Solution: You are witnessing the birth of the New Insect Millennium, in which katydids will rule the earth. There is no solution. Our epoch has come to an end.

Problem: The program is working, but I don't hear any sounds.

Solution: Make sure your sound card is installed and working properly. You can check the sound from your sound card by using the Sound utility in the Control Panel. Choose one of the WAV files in the Windows directory and click Test.

Problem: I bought a parakeet, and now I can't get it to shut up.

Solution: Put a blanket over its cage to fool it into thinking it's time to sleep.

Problem: The sound or video skips during the program.

Solution: Make sure you have at least 8 MB of RAM. Also make sure that an expanded memory manager (such as EMM386, QEMM, or 386MAX) is not reserving memory that Windows and Monty Python and The Quest for the Holy Grail need to run correctly.

Problem: You keep looking at me. It's giving me the creeps.

Solution: Ask me to leave you alone. But be gentle or I shall taunt you, taunt you, taunt you.

Problem: I can't get the MIDI files to play. (I'm not getting any music.)

Solution: Most sound cards are not set up to play MIDI files unless you have a MIDI peripheral device attached to your computer. To set your sound card so that MIDI files will play without a MIDI peripheral device attached, follow these steps.

To change your MIDI settings under Windows 3.1:

1. Double click the MIDI Mapper icon in the Control Panel.
2. Make sure the Setup radial button is selected.
3. Click the down arrow in the Name list box.
4. Select a MIDI setup file. You should select either General MIDI or All FM. (Check your sound card documentation for the correct setup file. If you have the SoundBlaster 16 card, select All

FM.)

5. With the correct setup file selected, click the Edit button.
6. Confirm that the correct driver is displayed for at least channels 1 through 10. (Check your sound card documentation for the correct driver name. If you have a SoundBlaster 16 sound card, each channel should be set to the Voyetra Super Sapi FM driver.)
7. Click the OK button to exit the MIDI Setup dialogue box. As you exit, click the Yes button to save any changes you've made or the No button to cancel any changes.
8. Click the Close button to exit the MIDI Mapper.

To change your MIDI settings under Windows 95:

1. Select the Start menu.
2. Choose Settings and open the Control Panel.
3. Double click the Multimedia icon and select the MIDI tab.
4. Select the MIDI setup file. (Check your sound card documentation for the correct setup file.)
5. Click the OK button and exit the Control Panel.



Problem: The sound and video are not synchronised properly.

Solution: Make sure that you are running Monty Python and The Quest for the Holy Grail on a 486 33 MHz (or better) IBM-compatible computer with at least 8 MB of RAM. Also, verify that all other Windows applications are closed.

Problem: I find that I am developing deep feelings for you, but I am reluctant to tell you about them for fear that you will reject me.

Solution: Not to worry. I love you.

Problem: The sound breaks up or has a lot of static.

Solution: You may need to change the DMA setting on your sound card. Please check the documentation for your sound card for instructions on how to change the settings. We recommend setting the 16-bit DMA to the same channel as the 8-bit DMA.

Problem: I really enjoy reading troubleshooting questions and answers, and this appears to be the last one. I am depressed.


Solution: Of course you are. But there is an easy solution to your dilemma, which, by the way, afflicts many people. Whenever you find yourself reaching the last troubleshooting question and answer in a game

documentation booklet, all you need to do is buy another copy of the game. Then you can start reading a brand-new list of troubleshooting questions and answers all over again from the beginning. Repeat as often as needed.

Problem: The volume is too low or too high.

Solution: You can adjust the volume using the + and - keys within Monty Python and The Quest for the Holy Grail.

Problem: The mouse cursor displays on the screen while I'm playing the game.



Solution: Running Microsoft® Office 95 with the task bar set to Auto Hide causes the mouse cursor to appear when you browse over the task bar. Clicking when the cursor is displayed causes the action to pause. Drag the cursor away from the task bar and click to start the action again.

Keystrokes

The following keyboard combination can be used to start a game which you have already reached during gameplay.

Keystroke	Starts this game
Ctrl+D	Drop Dead
Ctrl+C	Catch the Cow
Ctrl+K	Knights in Kombat
Ctrl+S	Spank the Virgin
Ctrl+W	Burn the Witch

Sunstroke

To avoid it, drink plenty of water and play indoors.

"Monty Python and the Holy Grail" (the Film)

Written & Performed By

Graham Chapman

John Cleese

Terry Gilliam

Eric Idle

Terry Jones

Michael Palin

Directed By

Terry Gilliam

Terry Jones

Original Illustrations & Animations

Terry Gilliam

Music

Neil Innes*

De Wolfe Music Publishing



Credits

"Monty Python and the for the Holy Grail" (The Game)

Executive Producers

Bob Ezrin

Eric Idle

Creative Director

Steve Martino

Producer

Charles Otte

Supervising Producer

Hollis Leech

Written By

Bart Jenet

Game Design

George Grayson

Bob Ezrin

Eric Idle

Charles Otte

Trent M. Wyatt

Patrick Deupree



Lead Software Engineer

Trent M. Wyatt

Software Engineers

Patrick Deupree

Hal Harris

Jay DeShan

Mario Grimani

Line Producer (Engineering)

Jon M. Greenwood

Technical Director

Alex Yevgenyev-Guseff

Audio Design

Patrick McNulty

Jeff Gund

Paul Ray

Music Composed By

Ron Wasserman

Writing Consultants

Eric Idle

Peter Crabbe

Production Technology Design

Mark Steeves

Wes Bell

Line Producer

Nelson Handel

Associate Producers

Iain Kennedy

Michael Mandaville

Lead Art Director

Robert Conner

Art Directors

Jeryd Pojawa

Chad Hammes

Larry Nelson

Marc Finkel

Photoshop Artists

Robert Conner

Thomas McDustrell

Andrew Hinnebusch

Jay Hosfelt

Janice M. Caston

Delia Sweazea

Pre-Authoring Supervisor

Sean Dempsey

Pre-Authoring

Alexandra Castro

Jacquelyn Chambers-Martin

Patrick D'arcy

Karl Garabedian

Tom Lamb

Bill Luttrell

Jean-Louis Ramirez

Tim Rummel

Salvador Siangio

Heath Weaver

King Brian Animation**Original Character Design**

Terry Gilliam

Director

Steve Martino

Lead Animator

Brett Hisey

Animators

Jeff Howard

Bonnie Leick

Gary McCarver

Inkings

Brett Hisey

Bonnie Leick

Holly du Rivage

Animation Production Supervisor

Linda Washington

Video/Pencil Test

Doris Engesser

King Brian Pre-Authoring

Patrick D'Arcy

Jean-Louis Ramirez

Hasmik Byurat

Audio Engineers

Melanie Mullens

Jimmy Hoyson

Linda Radulich

Additional Sound Effects

Kurt Heiden

Studio Technician

Ken Hirsch

Production Technology

Hasmik Byurat

Assistant Production Engineer

Karine Chagatsbanyan

Assistant To The Executive Producers


LeAnn Moen

Creative Department Coordinator

Robert (Ringo) Hrycyna

Audio Department Coordinator

Debbie Fiorella



Pre-Authoring Department
Coordinator
Ester Gevorkian
Image processing
Department Coordinator
Francie Gustke
Image Processing Coordinator
David Ankney
Production Assistants
David Chandler
Brad Sobel
Consulting Creative Director
Robert Tercek
Creative Design Consultants
Marc Finkel
Jeff Groteboer
Assistant Technical Director
Paul Tighe
Digital Compositors
Aaron Fujii
Zack Tscharanyan
Color Key Artist
Tina Lerno
Ink And Paint Supervisor
Mark Greenhalgh
Digital Painters
Dave DiMatteo
Brian Hartley
Stewart Hoffman
Steve Stewart

Paint Check
Diana Morrison
Scanning Supervisor
Brent Fujii
Digital Scanners
Charlotte De Loach
Fereshteh Faghihi
Egan Rice
Rotoscoping
Janice M. Caston
Dave DiMatteo
Kenneth T. Roy
Lia A. Tjong
Doug Triplett
Zack Tscharanyan
Director of Quality Assurance
Jason Greenwood
Lead Quality Assurance Engineer
Jerel Johnson
Quality Assurance Engineers
Mike Brown
David Dick
Lance Hovis
Bryan Kennedy
Steve Loomis
Cabe Greenwood

Technical Support Manager
Paul Downing
Technical Support Representatives
Cole Anderson
Clinton Ingram
Charles Rehm
Package Design
Kirk Skadden
Product Marketing Manager
Christine Conley
Documentation
Shannon Krakosky
Gayle Moran
Delia Sweazea
Frp Game Consultant
Leslie Mathieson
Swedish Consultant
Charlotte Gimfalk
Virtual Focus Group
Hans ten Cate
Susan King
John Kolesar
Betty Pietro
Matt Williams

Post-Production Facilities
View Studio
Bob Engelsiepen-Creative Director
Toni Pace Carstensen-Executive
Producer

Fran Chamberlain-Harry Artist
Laurie George-Flame Artist
Mark Felt-Flame Artist
Deborah Harter-Line Producer

Nerv Inc.
Ann De Vilbiss-Art Director/Harry Artist
Gavin Purdie-Producer
Eric Bauer-Rotoscoping

525 Post Production Inc.
Laura Richards-Executive Producer
Patrick Poulation-Flame Artist
Glen Bennett-Flame Artist

Voice Talent

Monty Python
Eric Idle
Michael Palin
Terry Jones
Terry Gilliam
John Cleese (By Fax)



Svensk Hjalp

Susan Denaker

Virgins Janet Anderson

Laura Calava

Jon M. Greenwood

Marleen Greenwood

Scott Jackson

Sherri Jackson

Amy Lund

Andi Witt

Des Trucs en Francais

Jean-Louis Ramirez

Burps & Other Nasties

Pino Burns, III

Clinton Ingram

Paul Schofield

Thanks to:

Roger Saunders, Python (Monty) Pictures Ltd., Doug Gillespie and Scott Page.

Special Thanks to:

142 Mexican whooping llamas, all of 7th level's beta sites, and all of our spouses, children and significant others for their unending support!

Discredits

Ted is a big, fat liar.

Don't trust my cousin Cynthia because she steals things.

Other people are bad.

The audio files included with this program are for your personal use only. They may not be distributed or licensed for any reason.

© 1996 7th Level, Inc. 7th Level is a registered trademark of 7th Level, Inc. The trademark "Monty Python and the Holy Grail" is property of Python (Monty) Pictures Ltd. All rights reserved. Original materials © 1974 The National Film Trustee Company Ltd. Likenesses and art are used with permission. All other products are trademarks and/or registered trademarks of their respective owners. *Administered by EMI Music Publishing, Inc.

Cartwrights: Ben, Adam, Hoss, Little Joe, Hop Sing



