



**STOP
SECRET**

TM



SPY FOX

in DRY CEREAL™



Professor Quack's FORMULA FOR

TOP SECRET

MOO GOO

Ingredients:



2 cups Baking Soda
1 cup Corn Starch
1 1/4 cups cold water


③ Now You can Begin to play with Moo Goo!

Start to experiment like Professor Quack! What Spy Gadgets can you create?



① Get an Adult to ASSIST you.

Stir ingredients constantly over medium heat. Moo Goo will thicken in about 5 minutes. When thick as mashed potatoes--



② Spread Moo Goo on a Plate to Cool.

cover it with a damp paper towel to keep Moo Goo Moist.



④ Try This:

Press Moo Goo Flat with another plate, or a spatula. Use cookie cutters to make Fake Cookies! Cut and shape Moo Goo with plastic utensils... INVENT!



⑤ The Best Gadgets

should be no thicker than 1/2 inch. Thicker gadgets will take longer to dry. Place Moo Goo Gadgets on a Foil lined cookie sheet.



⑥ Air-Dry Moo Goo Gadgets

Heat oven to 350°. Turn OFF oven. Place cookie sheet in oven. Allow to cool in oven. Or air-dry. Takes 2 to 3 days.




ANOTHER
SPY GADGET

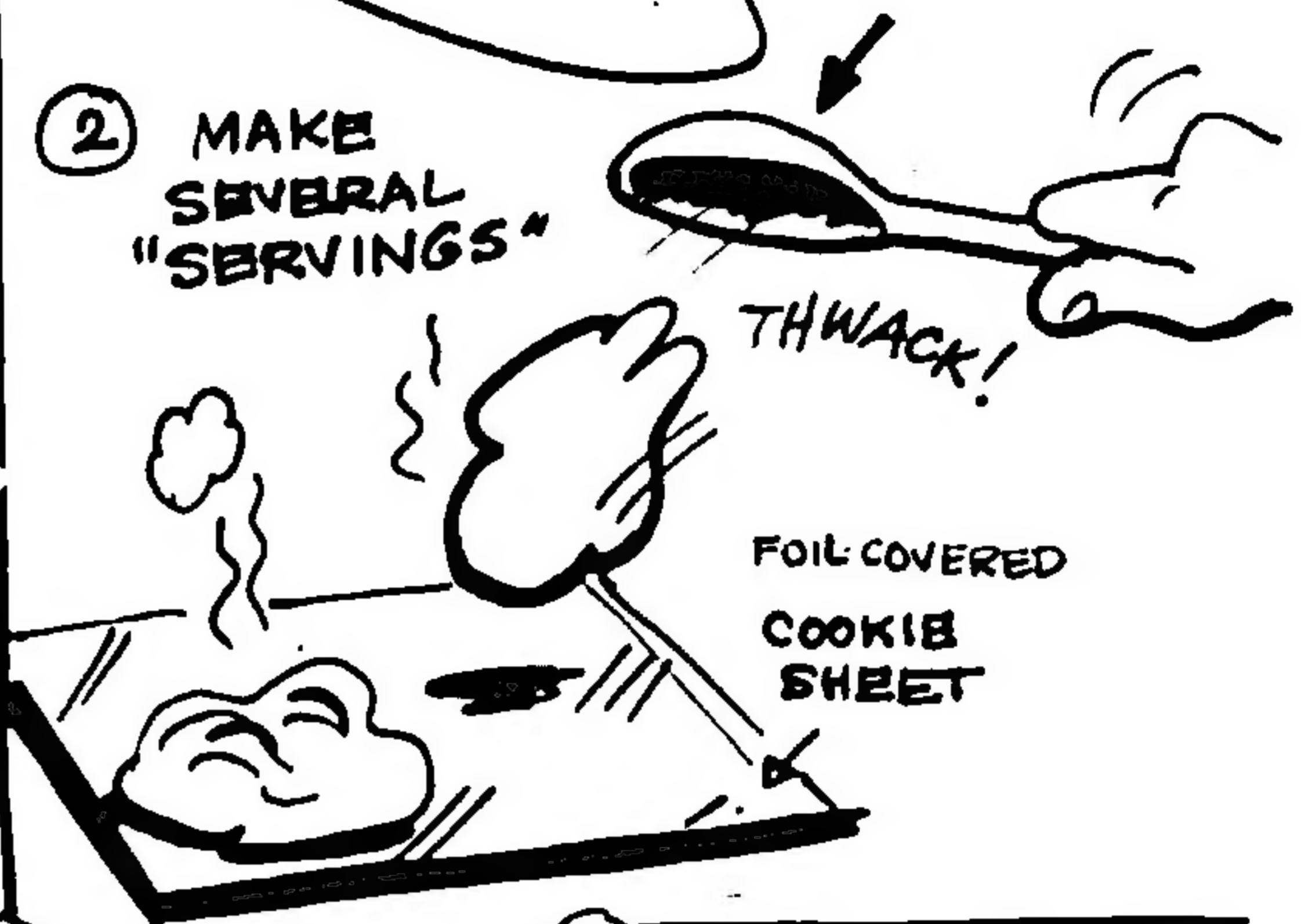
MOO GOO* URGENT ACTION MESSAGE

MASHED POTATOES

① HOT MOO GOO
Ready to serve!




② MAKE SEVERAL "SERVINGS"



FOIL COVERED
COOKIE SHEET

③ INDENT WITH SPOON



PLACE COOKIE SHEET
IN HOT OVEN, 350°
TURN OFF OVEN!
OVEN-DRY OR AIR-DRY
OVER NIGHT.

④ NOW FOR Realism...
TOP WITH
MOO GOO "BUTTER"
& A DASH OF PEPPER!



⑤ SERVE ON A
PAPER PLATE
TO YOUR FAVORITE
SPY!



Place &
URGENT ACTION
MESSAGE
UNDERNEATH!

*See Page 2
For
MOO GOO
RECIPE!




From the Files of **AMALGAMATED MOO JUICE**

FOR YOUR EYES ONLY


Milk Carton

SAFE



MR. UDDERLY PROUDLY DISPLAYS
BOVINE ENGINEERING

①
RINSE OUT A USED
MILK
CARTON



②
CUT A DOOR IN ONE SIDE



(ASK AN
ADULT FROM
HEADQUARTERS)


③
HIDE SPY GADGETS
INSIDE SAFE!



MAKE YOUR OWN OFFICIAL SECRET

SPY PIN

BE A SPY FOX
AGENT
OR JUST LOOK LIKE ONE!



CUT OUT
SPY FOX
LOGO

GLUE LOGO
TO CARDBOARD

TAPE
SAFETY
PIN
TO THE
BACK

OR JUST
ROLL-UP
TAPE!

ATTACH
SPY PIN
UNDER
LAPEL



HIDDEN MESSAGE

SPY PENCIL

F.Y.E.O.*




* FOR YOUR EYES ONLY

- 1 Ordinary Pencil
- 2 Write message
TOP SECRET MEETING AT LUNCH TIME COME ALONE
- 3 Tape to Pencil
TOP SECRET MEETING AT LUNCH TIME COME ALONE
TAPES
- 4 SPY PENCIL! F.Y.E.O.
- 5 Ready to deliver to all agents
F.Y.E.O. F.Y.E.O. F.Y.E.O.

ever
No ONE WILL SUSPECT YOU ARE PASSING A NOTE!



HOW TO ASSEMBLE A HIDDEN POCKET TRACKING BUG





TRACKING BUG


EQUIPMENT:

- FOIL
- PLASTIC
- UTENSIL
- TISSUES
- THUMB
- TACKS
- WIRE
- TWISTY

WHAT YOU NEED



PLASTIC




TACKS

AND



WIRE TWISTY from the Lettuce!

Ball of Tissue to form a head




1

2 Press Foil Around

tacks for eyes

Add TWISTY for arm Antennas

3



4

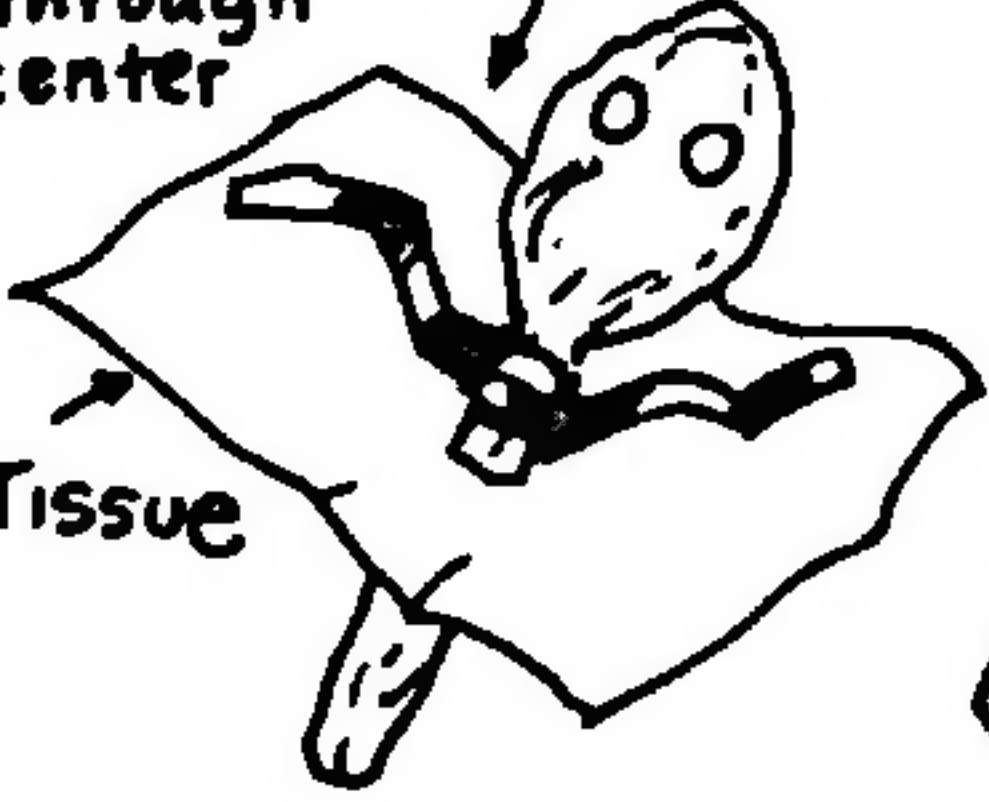
Ready to Transmit!

HIDDEN POCKET DISGUISE


Put in POCKET

Poke handle through center

Tissue



Cover up head & antennas



REPORT TO HEADQUARTERS IN SECRET!



MIRROR IMAGE JOKE

WIKBOB IWYCE JOKE

QUESTION:

What is William the Kid's middle name?



ANSWER:

HOLD UP TO A MIRROR

SPY

WORD

SEARCH

U M S E T H E M X R A T Y G U M O F
 W R N S P Y F O X M R U A D D E R E
 I U L Y S S T N O M W A C N H E T T
 L D O N F I N K D O U A T W G H A A
 L D T O I T E E M I S N L E E O I C
 I E D G E S P Y G A D G E T D T N H
 A R O D I S A P R O M W I L Z L V E
 M L U I A M T E H E F K I D D S I E
 T Y M S I L K N Y W E I A P O N T S
 H O F D S E S N T R U C S T I O A E
 E N A N D I R Y E S C U E H A L T F
 K L S O F T A H E S A L K I D N I A
 I A P A P E D N C O W S A N D R O C
 D E T U F R N M B E A B E A R I N Y
 D L K T O E C H I L L D R E N S B O
 P R O F E S S O R Q U A C K R E B R
 A K F A S T C E R E A E L A L L O Y
 V E R T H E W O R L D G O S P Y G O

CHARACTERS

BEAR
 MONKEY PENNY
 MR. UDDERLY
 PROFESSOR QUACK
 RUSSIAN BLUE
 SAL
 SPY FOX
 WILLIAM THE KID

CLUES


FETA CHEESE FACTORY
 GO FISH
 INVITATION
 N.O.G.
 SAFE
 SPYGADGET
 TANGO
 WALTZ



create
a



SPY FOX NEEDS YOUR HELP!
DRAW NEW GADGETS
IN HIS SPY GADGET
STACK PACK!



ESCAPE ^{the} BOMB! GAME

PLAY THE RACE AGAINST TIME!



Find the
**Laser
Toothbrush**
Before the

Time Bomb Explodes!

1. Hide the Laser Toothbrush in a room.
2. Send your agent into the room and close the door.
3. Stand outside the door and count to 60.
4. Your agent must find the Laser Toothbrush to unlock the door or the bomb will explode in one minute!

USE
A
REAL
ONE!

Time!

UH OH!

KA
BOOM!

GOOD LUCK!



INTRUDER ALERT!

AUTHORIZE THE

REAL SPY FOX



Snapping Turtles. Go back to (21)

25

24

COW STABLES

23

Locked out of the warehouse. Miss a turn.

21

You rescue Mr. Udderly. Go ahead (23)

20

(23)

19

Avoid the piranhas. Go back to (14)

18

(14)

17

Bea Bear gives you good advice. Go ahead (17)

(17)

15

You Tango with Russian Blue. Miss a turn.

16

Rules of the Game

2 PLAYERS

Flip a Coin Heads = 2 moves Tails = 1 move

Use a penny for each player

PLAYER 1

PLAYER 2

FIRST PLAYER TO REACH THE COW STABLES WINS the game.

Land on the Secret SpyFox Symbol & win a free turn!

Tuna Boat guards chase you back to (8)

13

14

Monkey Penny gets you on party. Go to (13)

10

11

12


TILT THE TOP OF THE PAGE TOWARD THE FLOOR AND
VIEW FROM THE BOTTOM TO FIND OUT GIRAFFE'S

URGENT ACTION MESSAGE!


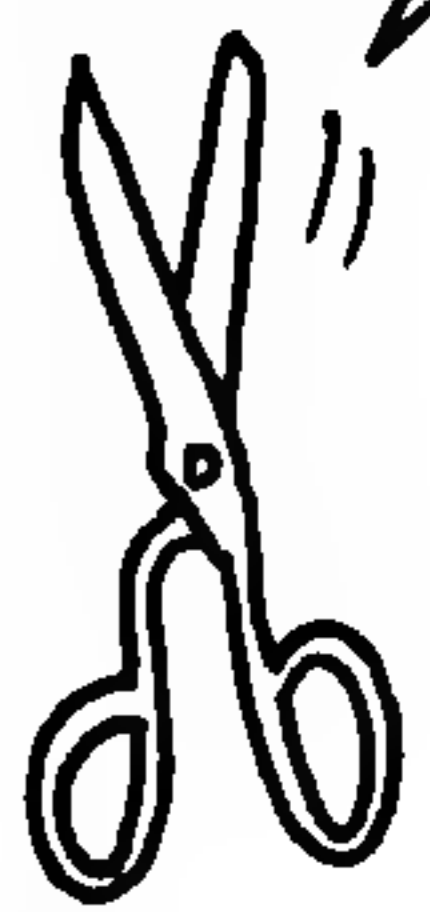


OFFICIAL HEADQUARTERS DOOR HANGER!

Convert any ordinary door into a TOP SECRET door!



CUT IT OUT!



Hang it on a door knob!


KNOCK KNOCK



WHO'S THERE?

AUTHORIZED SPIES ONLY

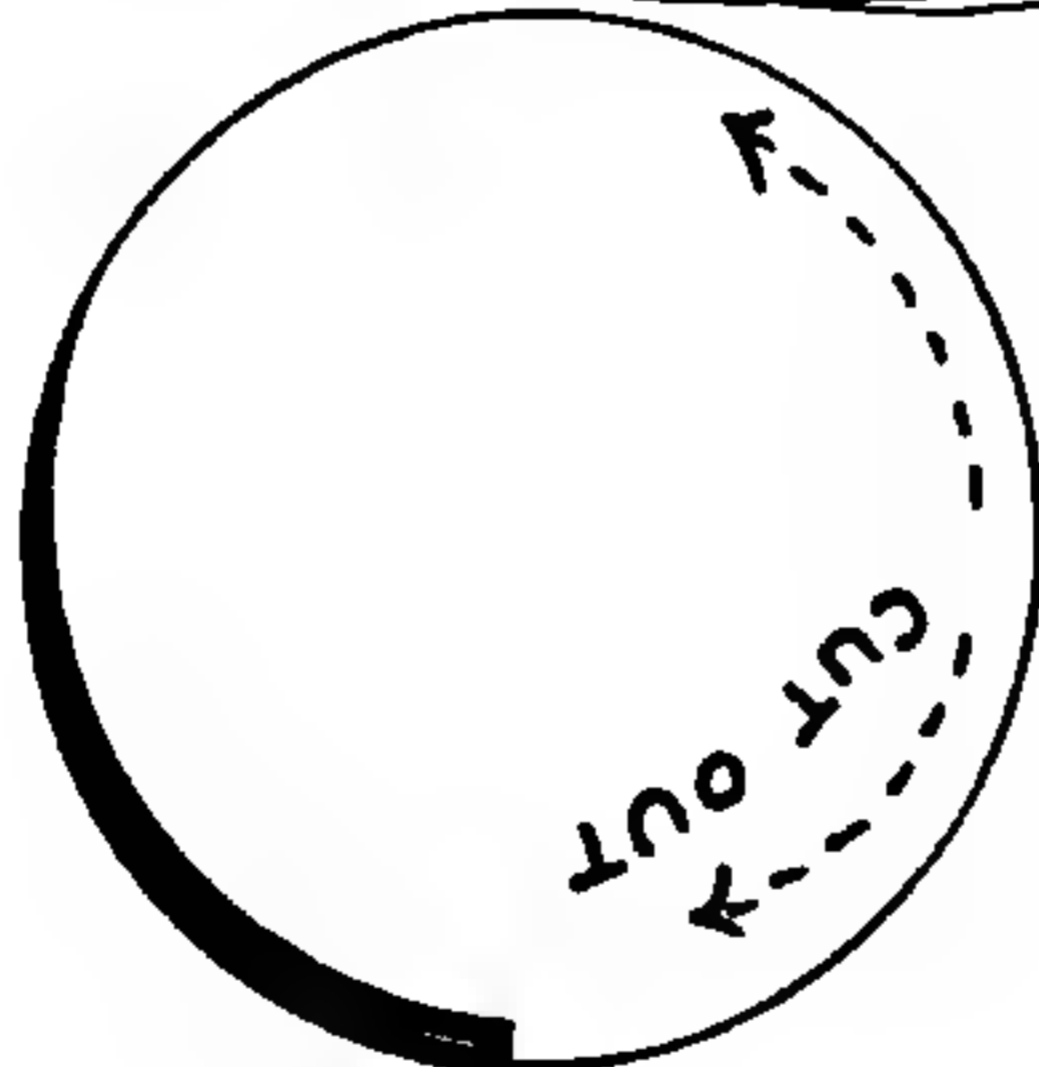
HEY! THIS IS THE OTHER SIDE OF THE DOOR HANGER!



h?

An upside down door hanger?

CUT IT OUT!



CUT HERE

TOP SECRET

FOR AUTHORIZED SPIES ONLY!

DECIPHER DINNER!

Solve the dinner crossword and discover the secret to starting the day right!

1


2

3

4

5

6



1. GREEK Currency. SPYFOX uses it to buy trinkets.
 2. SPYFOX rescues Mr. _____ from the Piranhas.

3. SPYFOX must use his wits to avoid the snapping _____.
 4. Use this to disarm the MILK carton.

5. Russian Blue's favorite dance.
 6. The master Criminal is _____ the Kid.

Display the CAST!

A real cool idea!

ADD COLOR!

TAPE BASE TO form a stand!

Say cheese.

It takes two to tango!

William the Kid

IT'S EASY! FOLLOW THE DOTTED LINE!

Russian Blue

I'm way AHEAD OF YOU!

Feed the fish? Me?

I'M GONNA GET SPYFOX!

SNIP! SNIP!

M. Udderly

PURDUE

NOG

MARTIN PENNY


Hong Kong Beagle

CUT OUT THE BASE TO FOLD BACK FOR A STAND!

IDEA: USE AS PLAY PIECES FOR THE SPY TRAP GAME!

This Lovely Coloring Page is Brought to you by


The Back of the Cast



Before you cut out
the CAST
COLOR ME
JUST FOR fun!

SWIM UP the PIPELINE

Help Spyfox keep his rendezvous with the Fishing Boat!



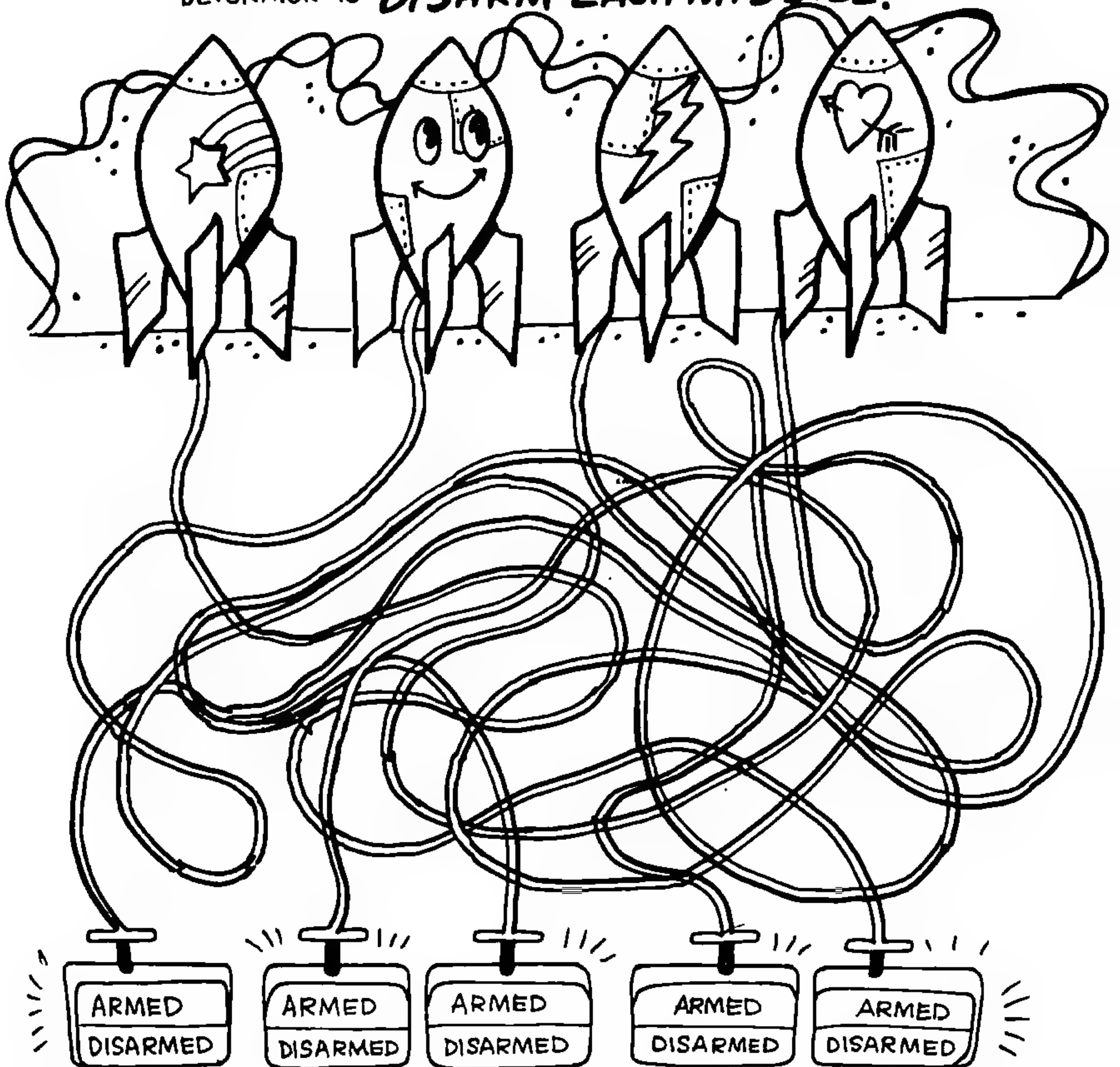
Race Against Time!




(TIME IT!)

MISSILE ROOM CRISIS.

THE CLOCK IS TICKING! COLOR THE WIRES FROM EACH MISSILE BACK TO ITS
DETONATOR TO **DISARM EACH MISSILE!**





USE A DIFFERENT COLOR TO FOLLOW EACH WIRE BACK TO ITS DETONATOR.



HOW MANY WAYS CAN YOU FIND THROUGH THE MAZE?

JUDO MATCH-IT

MATCH THE SOUND EFFECTS WITH THE PICTURE



OOOF! EEEYAA!! CRASH! YAAA!
AAARGH! HOOO-EEE! BONK!
GRUNT! SNOOSH! DUCK! OOPS!



HUMONGOUS ENTERTAINMENT
11310 N.E. 177th PLACE, SUITE B101, #180
WOODINVILLE, WA 98072-9965